

KADERTENT S 10/5

BREEDTE

1000 CM

ZIJHOOGTE

250/300 CM

NOKHOOGTE

412/462 CM

DAKHELLING

18°

SEGMENT

500 CM

MAXIMALE LENGTE

ONGELIMITEERD

PROFIELEN

ALU 104 x 66 x 3 MM

ZEILEN

PVC 650 GR/M²

BRANDKLASSE M2

STABILITEIT

WIND

MAX. 0,5 kN/m² PN-77/B-02011

MAX. 20M/S

SNEEUW

MAX. 0,25 kN/m² PN-80/B-02010

MAX. 10 CM

STANDAARD

1 DEUR, GEEN VENSTERS

OPTIES

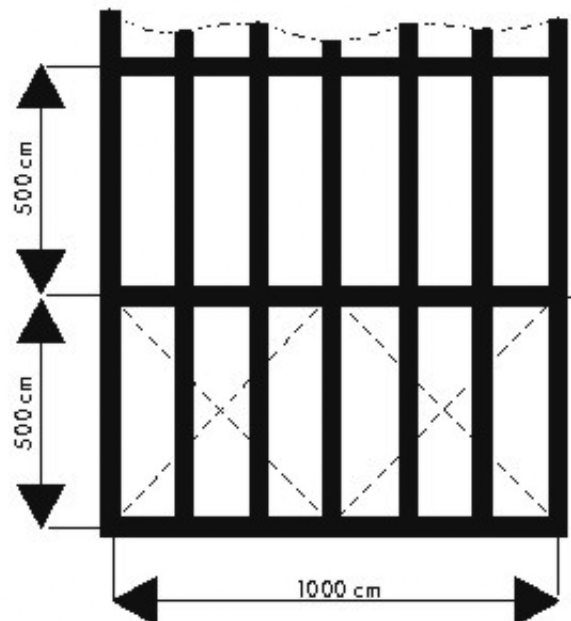
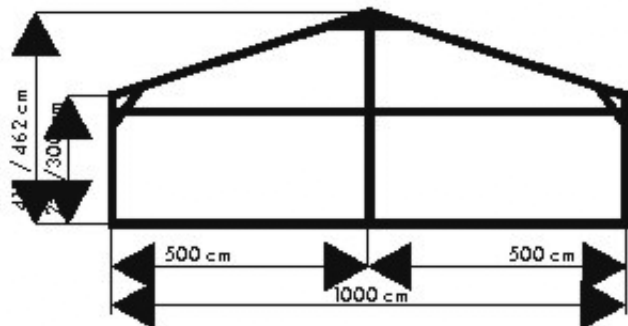

EXTRA DEUREN

3 TYPES VENSTERS

VLOER

BEDRUKKINGEN TOT FULL

COLOUR



**BIM OUTDOOR BVBA KASTEELDREEF 5A
9230 WETTEREN**

TEL : 09/366 61 33 FAX : 09/366 33 54